



CHONGQING YUHUI KEYU MACHINE ELECTRICITY EQUIPMENTS CO.,LTD

Address: Wosungou Industrial Park, Lieshimu Shapingba District, Chongqing, China

Tel: 0086-23-65017132 Fax: 0086-23-65016593 Mob: 0086-18696706241












Web: www.cqkeyu.com Email: floatvalve@cqkeyu.com

MSN: cqkeyu@hotmail.com Skype: Wang.titi



	Installation Dimension(cm) (without Thread)	Thread (inch)	Body	Float	Core	Working Pressuer (mpa)	Flow rate (P=10bar =1.0Mpa=145psi) L/min	Working Temperature(°C)	Pictures
DN8WK	9.98 9.3(vertical install)	1/4"	POM	PE	SR (SILI CON RUB BER)	0.01-1.2	2.85	0-100	
DN8WK-Mini	8.38 7.76(vertical install)	1/4"	POM	PE	SR	0.01-0.6	2.85	0-100	
DN10WK ----- DN8WK-Mini	9.98 9.3(vertical install) ----- 8.38 7.76(vertical install)	3/8"	POM	PE	SR	0.01-1.2 ----- 0.01-0.6	2.85	0-100	
DN15AJY (For Toilet)	26	1/2"	ABS	ABS	SR	0.1-1.2	127	0-70	
DN15T(Rectangular Ball)	9.2(upright) /8.8(across)	1/2"	ABS	ABS	SR	0.01-1.2	4.1	0-70	
DN15T(Round Ball)	14.7	1/2"	ABS	PE	SR	0.01-1.2	4.1	0-70	

DN15WK ----- DN20WK	15.6	1/2" ----- 3/4"	ABS	PE	SR	0.01-1.2	4.1	0-70	
DN15WK-2 ----- DN20WK-2	13.2	1/2" ----- 3/4"	ABS	PE	SR	0.01-1.2	4.1	0-70	
DN15WK-T ----- DN20WK-T	9.67	1/2" ----- 3/4"	ABS	PE	SR	0.01-1.2	4.1	0-70	
DN15EX ----- DN20EX	24	1/2" ----- 3/4"	ABS	PE	SR	0.01-1.5	17.97	0-70	
DN15H ----- DN20H	17.8	1/2" ----- 3/4"	ABS	PE	SR	0.01-1.5	7.27	0-70	
DN15B ----- DN20B	19.6	1/2" ----- 3/4"	ABS	PE	SR	0.1-1.2	127	0-70	
DN15B-2	24.1	1/2" ----- 3/4"	ABS	PE	SR	0.1-1.2	127	0-70	
DN15AW ----- DN20AW	27.5	1/2" ----- 3/4"	ABS	PE	SR	0.1-1.2	230	0-70	

DN15CH ----- DN20CH	27.5	1/2" ----- 3/4"	ABS	PE	SR	0.1-1.2	284	0-70	
DN20EM ----- DN25EM	21.5	3/4" ----- 1"	ABS	PE	SR	0.01-1.5	45.5	0-70	
DN20CL ----- DN25CL	29.8	3/4" ----- 1"	ABS	PE	SR	0.1-1.2	401	0-70	 
DN20CY ----- DN25CY	31.6	3/4" ----- 1"	ABS	PE	SR	0.1-1.5	287	0-70	 
DN20CYL ----- DN25CYL	32.5	3/4" ----- 1"	ABS	PE	SR	0.1-1.5	428	0-70	
DN20CYL-L (Armless) ----- DN25CYL-L (Armless)	12.2	3/4" ----- 1"	ABS	PE	SR	0.1-1.2	428	0-70	 
DN25CH ----- DN32CH	29.8	1" ----- 1-1/4"	ABS	PE	SR	0.1-1.2	401	0-70	
DN40AW ----- DN50AW	29	2	ABS	PE	SR	0.1-1.2	789	0-70	

<p>DN40AC ----- DN50AC</p>	<p>34</p>	<p>1-1/2" ----- 2"</p>	<p>ABS</p>	<p>PE</p>	<p>SR</p>	<p>0.1-1.2</p>	<p>847</p>	<p>0-70</p>	
<p>DN40CL ----- DN50CL</p>	<p>35</p>	<p>1-1/2" ----- 2"</p>	<p>ABS</p>	<p>PE</p>	<p>SR</p>	<p>0.1-1.2</p>	<p>1370</p>	<p>0-70</p>	
<p>DN65CL</p>	<p>35</p>	<p>2-1/2"</p>	<p>ABS</p>	<p>PE</p>	<p>SR</p>	<p>0.1-1.2</p>	<p>1138</p>	<p>0-70</p>	
<p>Other</p>									
									

High temperature, material requests,
strong acid and alkali need to custom